

PARENT INFORMATION NOTE

GRACE LUTHERAN SCHOOL 2825 Alameda de las Pulgas, San Mateo, CA 94403
VOL. 27 www.glcssm.org
January 31, 2012

(650) 345-9082
No. 21

1. **CHAPEL OFFERINGS** for third quarter will be sent to Project Timothy-Kenya to assist the Lutheran Church in Kenya. To date, \$33.30 has been received.
2. **REPORT CARDS** for second quarter are being sent home today. If you have any questions concerning your child's report card, please contact his/her teacher.
3. **THANK YOU** to all who helped make last Friday's P.T.L. Heritage Potluck and Game Night a success.
4. **CHANGES TO eSCRIP PROGRAM:** Mollie Stone's now requires a Community Card for contributions to Grace Lutheran School. Just go to Mollie Stone's, sign up for the Community Card, and 5% of your purchases will be donated back to Grace Lutheran School. Mollie Stone's no longer contributes based on purchases made on registered credit cards, so the Community Card must be presented when making purchases in order to earn money for Grace Lutheran. See attached flyer for details.
5. **ALL SCHOOL OPEN HOUSE** for prospective students and their parents will be held next Wednesday, February 8th from 6:00-8:00 p.m. Please invite your friends to acquaint them with our school. Please see the attachment.
6. **JUMP ROPE FOR HEART** and **HOOPS FOR HEART** will be held Tuesday, February 14th from 12:45-2:20 p.m. **Students who wish to participate must return the permission form (signed by the student and parent/guardian) by today, Tuesday, January 31st.** Students in Grades K-8 may participate in Jump Rope for Heart and students in Grades 4-8 may participate in Hoops for Heart. For more information, contact Miss Schultze.
7. **HELPERS ARE NEEDED:** Volunteers are needed to help with Jump Rope and Hoops for Heart. If you can assist on February 14th from 12:30-2:20 p.m., please sign up on the sheet on your child's classroom door or contact Miss Schultze.
8. **VALENTINE'S PARTIES** will be held on Tuesday, February 14th from 2:30-3:30 p.m. Room parents, please contact your child's teacher about refreshments. Please do not send treats with peanut or peanut products.
9. **OLD NEWSPAPERS** are needed by Miss Schultze for painting projects. Please bring them to her classroom.
10. **HISTORY TIMELINE:** Help is needed in putting up the Grace Lutheran History Timeline in the classrooms. If you can help, please contact your child's teacher.
11. **INFORMATION AND BROCHURES** on summer schools and camps are available in the school office.

K-8 OPEN HOUSE

Wednesday, February 8th from 6:00-8:00 p.m. Please invite your friends to acquaint themselves with our school. The teachers will be available in the classrooms to answer questions of prospective students and their parents interested in enrolling for the 2012-2013 school year.

Attachments: K-8 Upcoming Open House
"Swings and Kicks" flyer
eScrip changes at Mollie Stone's

Jump Rope & Hoops for Heart
CA Buckle-up Laws for Parents

Please Post

Come Visit Grace Lutheran

VISIT OUR BOOTH at
Educational Expo
Hillsdale Mall, Macy's Court
Saturday, Jan. 14, 2012, 11am - 4 pm

Four Open Houses in 2011-2012

Our First Annual

Kindergarten – 8th Grade Early Enrollment Open House

Thursday

November 17, 2011, 7:00 PM

Open House (all grades)

Tuesday

January 10, 2012, 6:00 - 8:00 PM

Kindergarten Information Night

Tuesday

January 24, 2012, 7:00 PM

Open House (all grades)

Wednesday

February 8, 2012, 6:00 - 8:00 PM

For more information or to schedule an appointment please call 650-345-9082

glcssm.org

2825 Alameda de las Pulgas, San Mateo, 94403

“Swings and Kicks”

Exercise Your Body and Your Mind



When: Saturday, February 18, 2012

2:00 - 3:30 pm

- Golf swings and fun facts
(presented by Gary Monisteri, PGA Golf Professional)
- How to stay safe using your mind and your body
(presented by United Studios of Self Defense)
- Sports Treasure Hunt
- And More!

Where: San Mateo Main Library - Oak Room

For elementary school age children



Sponsored by The George Archer Memorial
Foundation for Literacy

Free Admission and Raffle!

Main Library
Oak Room
55 West 3rd Ave
650-522-7838
Free parking under library.



San Mateo
Public Library
Foundation

www.smplibrary.org

“Swings and Kicks”

Exercise Your Body and Your Mind



When: Saturday, February 18, 2012

2:00 - 3:30 pm

- Golf swings and fun facts
(presented by Gary Monisteri, PGA Golf Professional)
- How to stay safe using your mind and your body
(presented by United Studios of Self Defense)
- Sports Treasure Hunt
- And More!

Where: San Mateo Main Library - Oak Room

For elementary school age children



Sponsored by The George Archer Memorial
Foundation for Literacy

Free Admission and Raffle!

Main Library
Oak Room
55 West 3rd Ave
650-522-7838
Free parking under library.



San Mateo
Public Library
Foundation

www.smplibrary.org



San Mateo
Public Library



IMPORTANT CHANGES TO eSCRIP CONTRIBUTIONS FROM MOLLIE STONE'S

Mollie Stone's is launching the NEW Mollie Stone's eScrip Community Card Program February 1st.

Grace Lutheran School can earn up to 5% of your families purchases every time they shop at any of the nine Mollie Stone's locations! It's really easy, just pick up a card at any Mollie Stone's Market and present it every time you shop. If you have 100 families, who shop at Mollie Stone's and spends just \$500 per month your group could be earning over \$10,000 annually!

Your families will no longer need to use a registered credit or debit card to earn contributions for your group. It's so easy! They just present their ***Mollie Stone's eScrip Community Card*** at checkout, and a percentage of their purchases are automatically donated to your group. A card can be picked up anytime starting February 1st at any of the Mollie Stone's locations. **Credit/debit card tracking will stop on January 31st and you don't want to miss out on valuable contributions.**

To kick off the new program we will have special sign up tables at each of the stores on Friday and Saturday, February 3rd and 4th. We invite you to come visit us and send your families in to pick up their card anytime between 10 am and 6 pm both days. Their purchases will count from that very first day!

Don't miss this opportunity, be one of the first groups to start earning from the ***NEW Mollie Stone's eScrip Community Card***. If you have any questions about the program, please don't hesitate to contact me.

MOLLIE STONE'S LOCATIONS

Burlingame
1477 Chapin Ave

Greenbrae
270 Bon Air Shopping Center

Palo Alto
164 S California Ave

San Bruno
22 Bayhill Shopping Center

San Mateo
49 West 42nd Ave

Sausalito
100 Harbor Dr

San Francisco- Pacific Heights
2435 California St


San Francisco- Twin Peaks
635 Portola Dr

San Francisco-Castro
4201 18th St

Thank you for supporting Grace Lutheran School with your purchases!

Questions? Contact Juliet Spencer (julietspencer@yahoo.com or 650-572-8407)

You are invited...
Join us for
Jump Rope for Heart



and Hoops for Heart



Tuesday, February 14th

12:45-2:20

Grace Parking Lot

Sign up on your child's
classroom door to be a
parent helper.

California Buckle-Up Laws for Parents

Car crashes are the #1 preventable cause of death of children and young adults, as well as a major cause of permanent brain damage, epilepsy, and spinal cord injuries. A sudden stop at 30 miles per hour could cause the same crushing force on your child's brain and body as a fall from a three-story building. Fortunately, by buckling up children, we can prevent most of these deaths and serious injuries.

(V.C. 27360) Babies and young children must ride **in the back seat, properly buckled up in a safety seat or booster**, until they are at least 8 years old.* Exceptions: A child under age 8 who is at least 4'9" may wear a safety belt if it fits properly. A child who weighs more than 40 pounds and is riding in a car without lap and shoulder belts in the back seat may wear just a lap belt. Children under age 8 may ride in the front if there is no forward-facing rear seat in the vehicle, the child restraint cannot be properly installed in rear seat, all rear seats are occupied by other children age 7 or under, or for medical reasons. A child riding in a rear-facing safety seat may not ride in front if there is an active passenger air bag.

(V.C. 27360.5) Older children must ride **properly buckled up** in safety seats, booster seats, or properly fitted vehicle safety belts. The top part of the belt crosses the shoulder and center of the chest; the lower part crosses the hips or thighs, not the tummy.

Consequences for failing to properly buckle up any child under 16

- **The parent** gets the ticket if a child under 16 is not properly buckled up.
- **The driver** gets the ticket if the parent is not in the car.
- The cost of a ticket could be more than \$400** per child; the fine for a second offense could be more than \$1000** per child. One point is added to the driving record, which could raise insurance rates. Part of the fine money goes to a special fund to help pay for local safety seat education and distribution programs.

Related Information

- Older babies and toddlers should ride in a rear-facing convertible seat until they are at least two years old. Check manufacturer's instructions for the maximum weight (30-45 lbs.).
- Children should ride in a safety seat with a harness as long as possible (40-90 lbs., depending on the model).
- Children who have outgrown their safety seats need a booster for proper belt fit (usually until age 10-12). To find out if a child is big enough to wear just a safety belt, try the 5-Step Test, available from SafetyBeltSafe U.S.A.
- Auto insurers are required to replace safety seats that were in use during a crash.

(V.C. 27315) Drivers and passengers 16 or older must be **properly buckled up** in vehicle safety belts.

The driver may be ticketed for not wearing a belt and for each unbuckled passenger. Fine is more than \$140** per person.

Passengers also may be ticketed for not being properly buckled up.

(V.C. 23116) Pickup truck passengers also must be **properly buckled up**.

The driver may be ticketed for letting passengers ride in the back of a pickup truck.

Passengers also may be ticketed for not being properly buckled up.

The cost of a ticket could be more than \$200** for each unbuckled adult. No exemption for camper shells.

Other Laws to Protect Children

- **Children left in vehicle (V.C. 15620):** A child 6 years old or less may not be left alone in a vehicle if the health or safety of the child is at risk, the engine is running, or the keys are in the ignition. The child must be supervised by someone at least age 12. The cost of a ticket could be more than \$400.**
- **Smoking in a vehicle [Health and Safety Code 118948(a)]** is prohibited if a child under 18 is present. The cost of a ticket could be more than \$400.**
- **Helmets (V.C. 21212, 21204, 27803):** Children under age 18 who are skating or riding on a bicycle, scooter, or skateboard must wear a properly fitted and fastened helmet. All drivers and passengers on a motorcycle must wear a helmet that meets federal standards, fits correctly, and has the proper label.

* Effective January 1, 2012.

** Fine amounts shown include penalty assessments

SafetyBeltSafe U.S.A. P.O. Box 553, Altadena, CA 91003 www.carseat.org (800) 745-SAFE

This document was developed by SafetyBeltSafe U.S.A. and may be reproduced in its entirety.
Important: Call to check if there is a more recent version before reproducing this document.

#6p (10-15-11)

Enforcing California Restraint Laws for Children

Why Enforcement Is Important

- Traffic collisions are still the number one cause of death and permanent injury of children.
- According to the CHP, 80% of the kids under age 4 killed in California would have survived if they had been properly buckled up in a safety seat.
- Studies show that strong enforcement increases compliance and reduces injuries.
- These citations are “movers” (violations count one point on the driving record).

Answers to Common Questions Asked by Law Enforcement Officers

Q — Who is covered by the law?

A — It is unlawful for any driver to transport a child under 16 in a passenger vehicle or truck (any motor vehicle other than a motorcycle or bus) without the protection of a properly used restraint system.

Q — When is a child restraint required?

A — Children must ride in a properly secured child restraint system (safety seat, booster, or other certified product, such as a crash-tested car bed or harness) until they are at least 8 years old. Exceptions: A child under age 8 who is at least 4'9" may be transported in a safety belt if it is used properly. Children who weigh more than 40 lbs. may be transported in just a lap belt if the back seat of the vehicle was not equipped at the time of manufacture with combination lap and shoulder belts. In an emergency vehicle or in case of a life-threatening emergency, a child under 8 years may be secured with a vehicle safety belt if there is no safety seat available. Physical unfitness, medical condition, or size may be cause for exemption, as determined by the court. There are no exemptions for taxis or vehicles registered out of state. Under no circumstances may a child be transported unrestrained.

Q — When is a child required to ride in the back seat?

A — Children are required to ride in the back seat until they are at least 8 years old. Exceptions: No forward-facing rear seat in vehicle; child restraint cannot be properly installed in rear seat; all rear seats are occupied by other children age 7 or under; medical reasons. A child in a rear-facing child restraint may not ride in front if there is an active passenger air bag.

Q — What is a booster seat and when is it legal for a child to use one?

A — A booster seat is a firm cushion, with or without a backrest, that positions the lap and shoulder belt on the child. Depending on the model, boosters fit children from 30-40 lbs. up to 80-125 lbs. Some manufacturers require a minimum age of 3 or 4. The driver or parent may be cited for misuse if the child is under the minimum age or weight specified on the label or if a booster is used with just a lap belt. Booster seats were designed for children who have outgrown regular safety seats, so parents should be encouraged to keep the child in a seat with a harness as long as it fits.

Q — When is it legal for a child to wear just a vehicle safety belt?

A — Although a child who is age 8 or more is not specifically required to ride in a booster, the law requires proper use of safety belts. Most children are not tall enough until about age 10-12 for vehicle belts to fit properly without a booster. Examples of improper and dangerous use: shoulder belt under the arm or behind the back, lap belt on the tummy instead of the upper thighs.

Q — Which Vehicle Code Sections should be used when children are not properly restrained?

A — If the child is under age 8, use 27360 (a) for the parent or, if the parent is not present, for the driver. If the child is at least age 8 but under 16, use 27360.5 (a) for the parent or for the driver. If the

parent is in the car, the driver is not cited. Do not use 27315 for children under age 16. (Note: 27360 (b) and 27360.5 (b) are no longer used for non-parent drivers.)

Q — V.C. Sections 27360 specifies that child restraints must be used “properly.” How is proper use defined?

A — Proper use is defined by the vehicle owner’s manual and child restraint manufacturer instruction booklet. Here are some examples of visible, improper use which are prohibited by all manufacturers. A citation or warning may be issued for these dangerous practices:

- √ Child riding unrestrained or sharing belt
- √ Child under age 8 riding in front seat
- √ Infant facing front of car
- √ Rear-facing child in front of active air bag
- √ Harness loose or not on shoulders
- √ Safety seat loose (can be pulled more than 1”)
- √ Shoulder belt under arm or behind back

Q — How can an officer who has no specialized training in child passenger safety determine if there is a violation?

A — Concentrate on the obvious, easily seen violations, such as kids in the front seat, toddlers standing up and moving around, or children riding in the cargo area of a vehicle. These situations are not only easy to spot, but also extremely dangerous for the children.

Q — Is it legal to ride in the back of a pickup under a camper shell? What about extra passengers in a vehicle when all of the belts are already in use?

A — No. All occupants must be properly restrained (no restraints that meet federal standards are available for the cargo area of a truck). The driver may be cited for violating the child restraint law and/or safety belt law, depending on the age of the unrestrained occupants.

Q — How much is the fine? May it be waived?

A — The fine for violating V.C. Section 27360 or 27360.5 is \$100 plus penalty assessments, which adds up to more than \$400. A first offense under this section may be reduced or waived by the court if the defendant shows economic disadvantage. If the fine is reduced, the court is mandated to require the violator to attend an education program. The fine for a second or subsequent offense is \$250 plus penalty assessments.

Q — What can parents do if they believe they cannot afford to buy a safety seat?

A — Most California counties have programs to help people obtain inexpensive safety seats, and officers can provide the number of a local group that might help. The fine money collected for child restraint violations goes to local health departments to help them provide community education and safety seats for low-income families. A safety seat costs about as much as one tank of gas and much less than a baby crib or a playpen. Whether a child comes from an affluent family or a poor one, he or she deserves to be protected from preventable death and injury.

Other laws and information about kids and cars

Health and Safety Code 118948(a) Smoking restriction

Smoking in a vehicle is prohibited if a child under 18 is present. Consequences: The fine is \$100 plus penalty assessments

V.C. 15620 (a) Unattended Children in Vehicles

No person may leave a child age 6 or younger in a vehicle if the health or safety of the child is at risk, the engine is running, or the keys are in the ignition. The child must be supervised by a person at least age 12.

Insurance Code 11580.011 Replacing Child Restraints Used in a Crash

Auto insurance companies are required to ask whether a child restraint was in use by a child in a covered crash and, if so, replace the child restraint or reimburse for its replacement. After it is replaced, the insured may surrender the child restraint to the nearest office of the California Highway Patrol.

DUI and Child Passengers




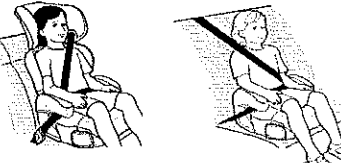
Motor vehicle-related injury is the leading cause of death for children and young adults aged 1 to 34 years in the United States. Approximately 24% of child traffic deaths involve alcohol. Two-thirds of drinking-driver-related child passenger deaths in the United States involve a child riding unrestrained in the same vehicle with a drinking driver. For all child passenger deaths, child passenger restraint use decreased as both the child’s age and the blood alcohol concentration of the child’s driver increased.*

Be sure to include in your reports details about children, including restraint use, in the car with DUI driver. Consider encouraging filing of child endangerment charges.

Best Practice: What to Tell Families

Recommendation	Reason
Keep baby facing rear of car as long as possible (recommended until at least age 2; required per manufacturers’ instructions until age one).	Young children are 5 times safer in a crash if they are riding rear facing.
Keep child in seat with harness as long as possible (at least until age 3 or 4). Choose a seat with a harness that fits up to 65 lbs. or more.	5-point harness is most protective. In a booster, younger children may fall asleep or wiggle out of position so the shoulder belt is not on the body.
Keep older child in booster seat until lap and shoulder belts fit properly. To find out if the child is ready to wear just a safety belt, try the 5-Step Test.	Using a booster reduces injuries about 45% for children who do not fit properly in a belt.
Keep all children in the back seat (required until 8).	Riding in the back seat is 40% safer.

Four Types of Safety Seats

	Rear-facing-only safety seat Fits until baby reaches maximum weight (30-35 lbs. for most seats; check instructions). Head must be at least 1” below top edge. Must be installed facing rearward.
	Convertible safety seat Fits up to 35 lbs. or more rear facing, 40 lbs. or more forward facing. Rear facing is strongly recommended until at least age 2, required until age one.
	Forward-facing safety seat or harness only Check instructions for minimum age/weight. Most forward-facing seats have a removable harness so they can be used as boosters.
	Safety booster seat For children who outgrow safety seats with a harness. Most children need a booster until age 10-12 for proper belt fit. Backless booster may be used if child's head is supported by vehicle seat or headrest.

*Journal of the American Medical Association, May 3, 2000—Vol 283, No. 17